



The Allen County Safe Community Coalition **SUMMER PARTNER'S BREAKFAST**

Thank you to our sponsor:



Affiliate of ProMedica



Lima/Allen County
**REGIONAL PLANNING
COMMISSION**

Lima-Allen County
Safe Community
Coalition



What is the Lima-Allen County Safe Community Coalition?

- A Safe Communities grantee of the Ohio Department of Public Safety
- Locally comprised of people who are advocates of safety
- Has a mission to reduce injuries and fatalities on the county's roads and walkways where both motorized and active transportation take place.
- For 2026, will focus on helping increase seat belt usage, bringing more understanding to the seat belt and impaired driving safety, increasing motorcycle safety awareness, expanding outreach to senior citizens, building advocacy and relationships within the coalition, and regularly reviewing fatal crash data and taking action steps to help reduce deaths.



Safe Community Coalition Recap & Update



Trainings/Meetings

- SRT for 2024 Q4 – Jan. 10
- Safe Comm Coalition – Jan. 10 (*winter safety PSA & TikTok driving pet peeves*)
- Shifting Gears in Columbus – Jan. 28 (*driving while high*)
- SRT for 2025 Q1 – April 11
- Safe Comm Coalition – April 11 (*elderly driving education*)
- OTSO Safety Summit in Columbus – May 19-20



Events

- Super Bowl “Drive Sober” Media Conference – Feb. 6
- BBBS Table – Feb. 14
- SALT Lima Sr HS – March 26
- “Click It” at UNOH – May 13
- West Central Ohio Safety Council – April 8
- Senior Center – June 11
- Shawnee HS – May 1
- BBBS table – May 16
- SALT Temple – April 28
- Mock Crash table – April 25



Teen Driver's Ed

Once a month, we deliver safety talks at Kruisin' to teenage drivers. Below are dates coalition members are scheduled/needed from 5:45-6:30 pm. at 752 W. Robb Ave.

- Jan. 28: State Hwy Patrol
- Feb. 25: Mercy Health
- March 25: Allen Co. Public Health
- April 29: No speaker



FY25 & FY26 Grant

- FY25 Grant = \$46,200
- FY25 Audit = in-progress
- FY26 Grant = \$38,600
- Allen County saw a decrease (three-year average) in crash fatalities, which reduces next year's funding. This is a great problem to have!
- Money used for wages, printing, trainings, and contractual services.

Looking Ahead...

★ **SRT & Coalition Meetings: July 11**

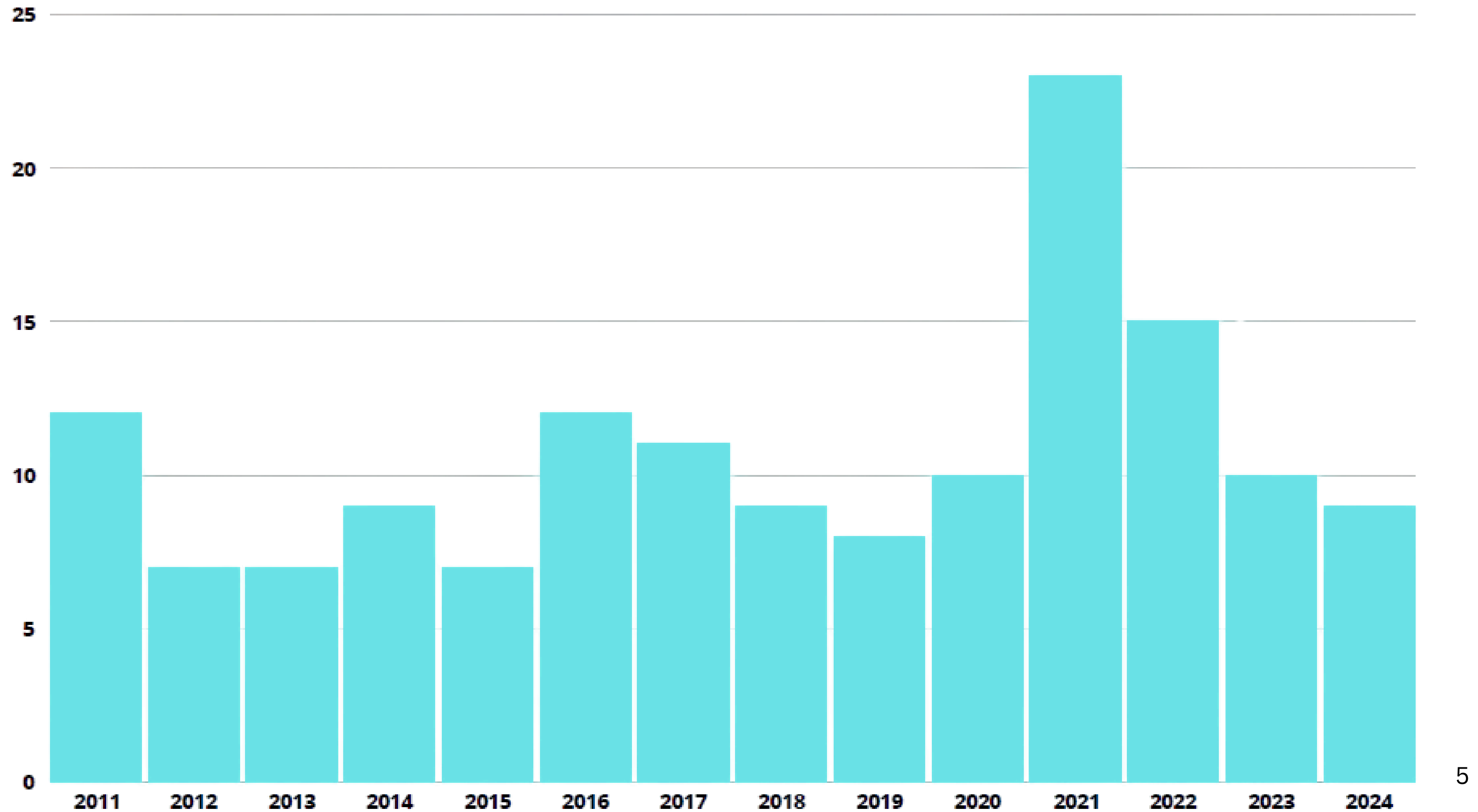
★ **Delphos Senior Citizens: July 16**

★ **Summer DSOGPO: Aug. 15–Sept. 1**

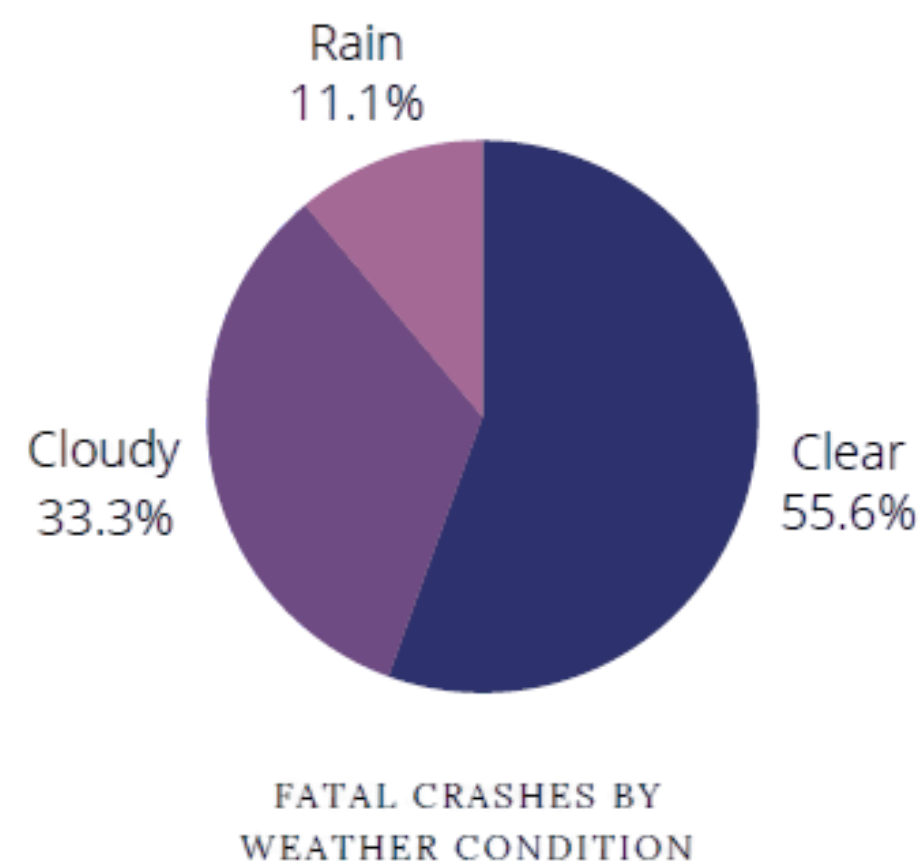
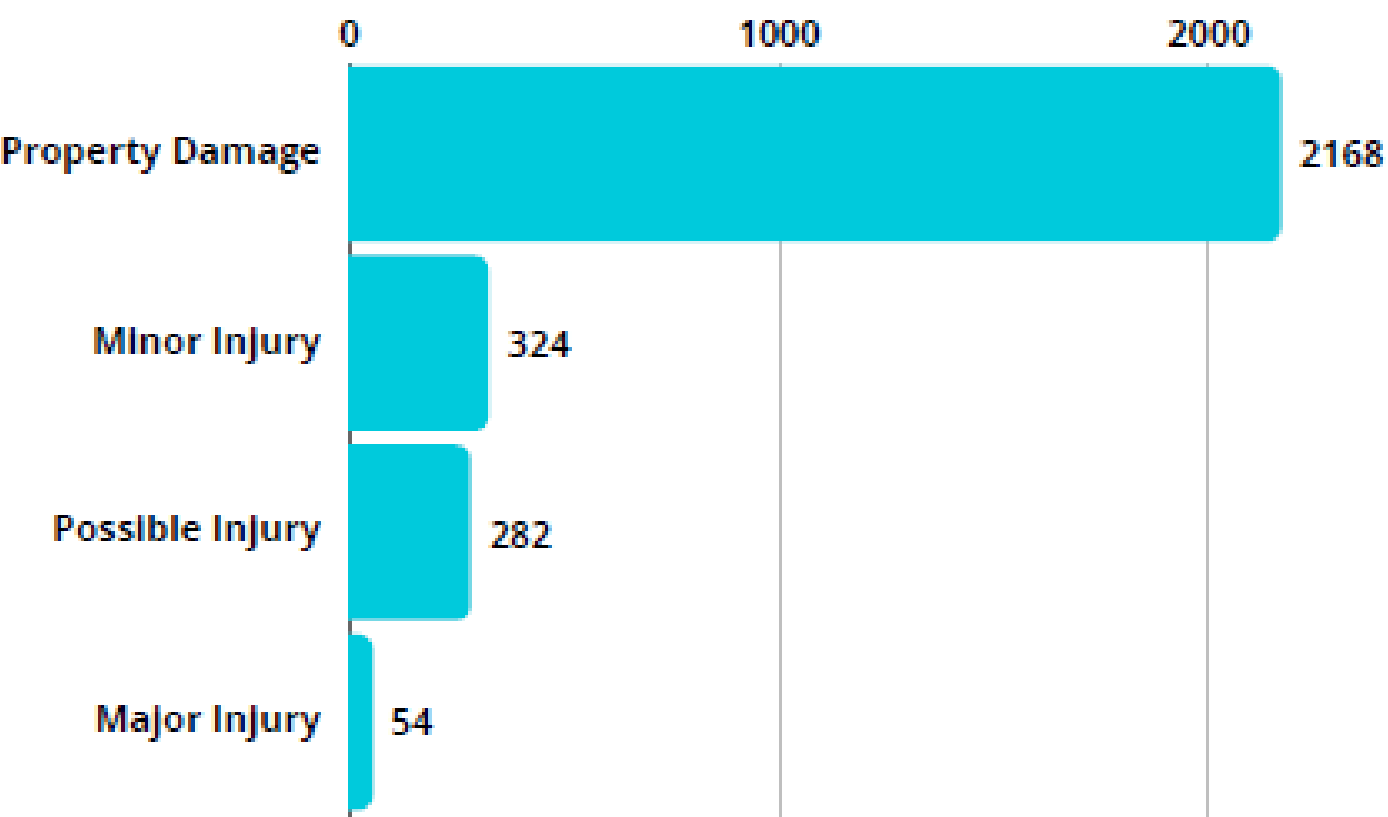
★ **Save-A-Life Tour at LCC: Sept. 26**

★ **Safe Comm. Awards Lunch : Oct. 22**

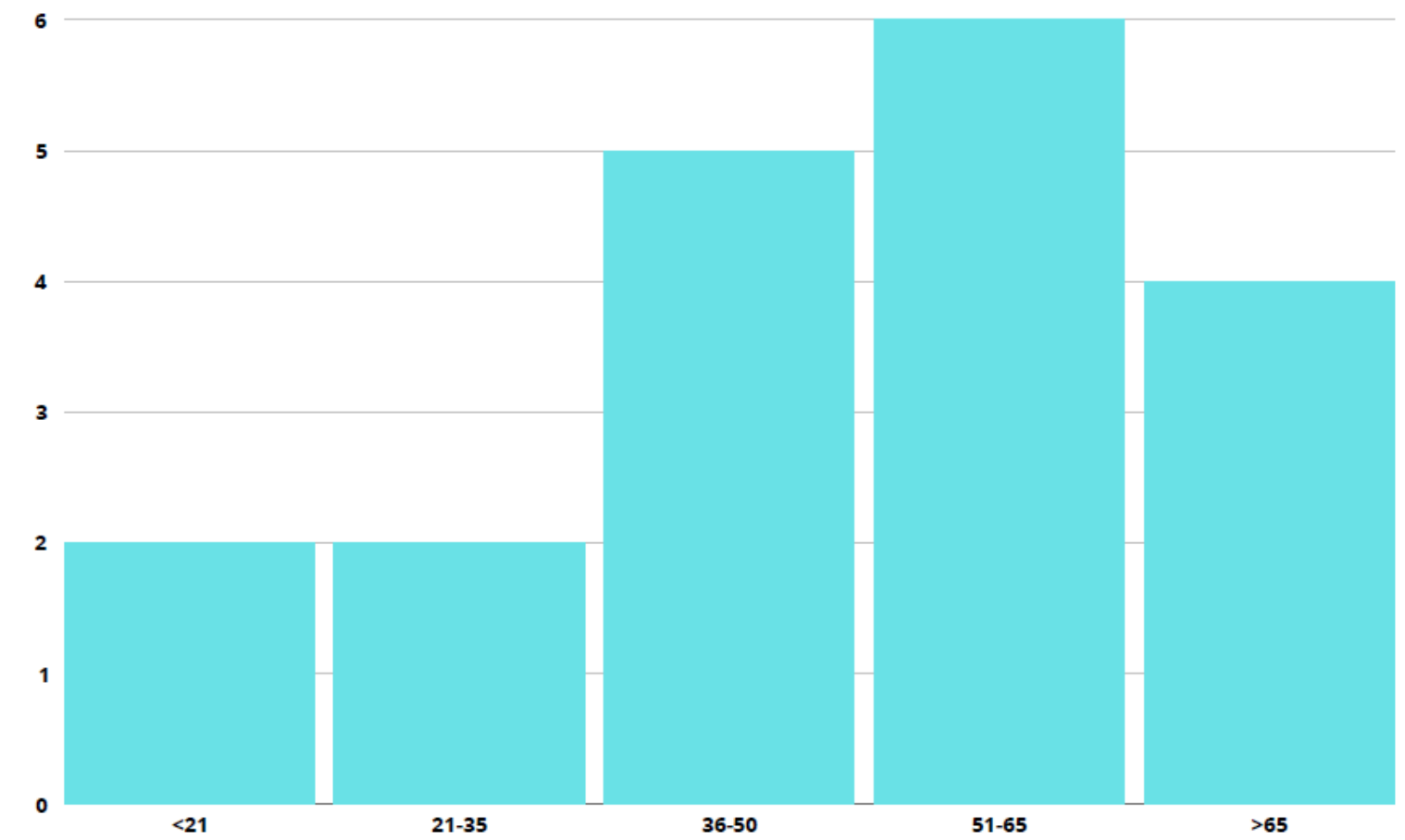
Fatal Crashes Over Time



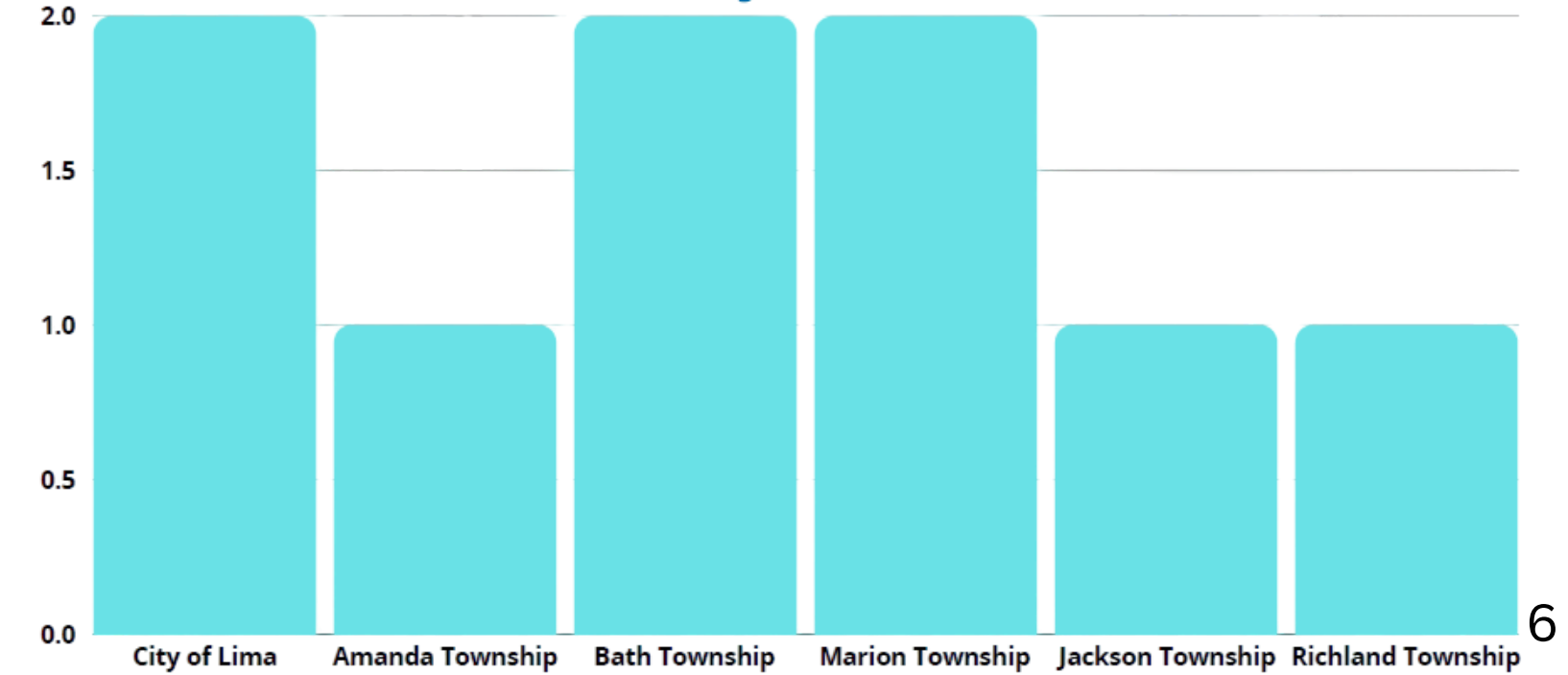
2024 Crash Severity



Age of Drivers Involved In Fatal Crashes



Fatal Crashes by Political Subdivision





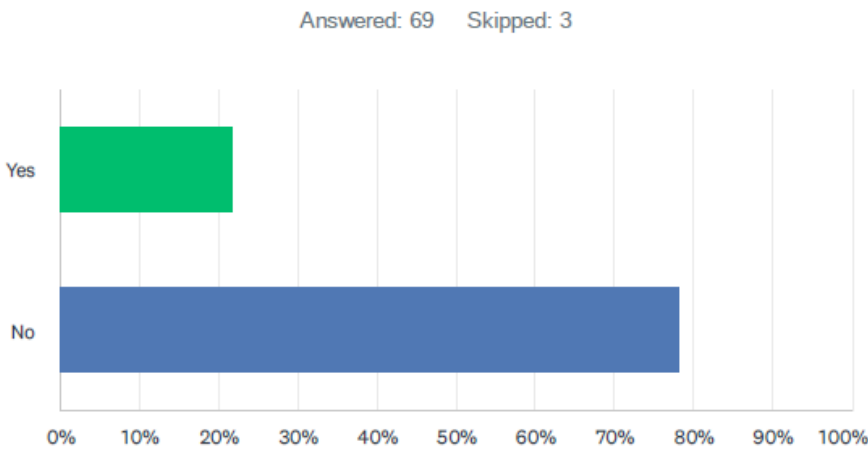


Save-A-Life Tour: Temple Christian HS

	NEVER	SOMETIMES	REGULARLY	TOTAL	WEIGHTED AVERAGE
Read or send a text message	54.76% 23	42.86% 18	2.38% 1	42	1.48
Take or make calls on cell phone (with or without hands-free)	42.86% 18	50.00% 21	7.14% 3	42	1.64
Read or respond to emails or online postings (facebook, twitter, etc.)	88.10% 37	11.90% 5	0.00% 0	42	1.12
Eat or drink	30.95% 13	54.76% 23	14.29% 6	42	1.83
Talk to passengers	2.38% 1	38.10% 16	59.52% 25	42	2.57
Personal grooming (shaving, applying makeup, fixing hair, etc.)	82.93% 34	14.63% 6	2.44% 1	41	1.20
Wear your seatbelt	0.00% 0	7.14% 3	92.86% 39	42	2.93
Speed	33.33% 14	52.38% 22	14.29% 6	42	1.81
Use your turn signal	0.00% 0	7.14% 3	92.86% 39	42	2.93

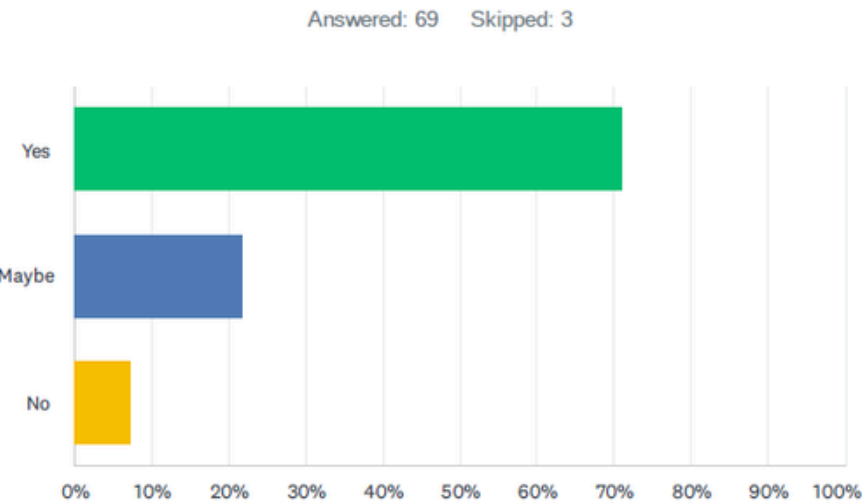
	YES	NO	TOTAL	WEIGHTED AVERAGE
Driven while under the influence of alcohol	0.00% 0	100.00% 42	42	2.00
Driven while under the influence of drugs	0.00% 0	100.00% 42	42	2.00
Driven while drowsy	28.57% 12	71.43% 30	42	1.71

Q7 Have you ever been a passenger in a car with a driver you knew had been drinking or was under the influence of a controlled substance?



ANSWER CHOICES	RESPONSES
Yes	21.74% 15
No	78.26% 54
TOTAL	69

Q8 Would you take the keys from someone who has been drinking or is under the influence of a controlled substance?



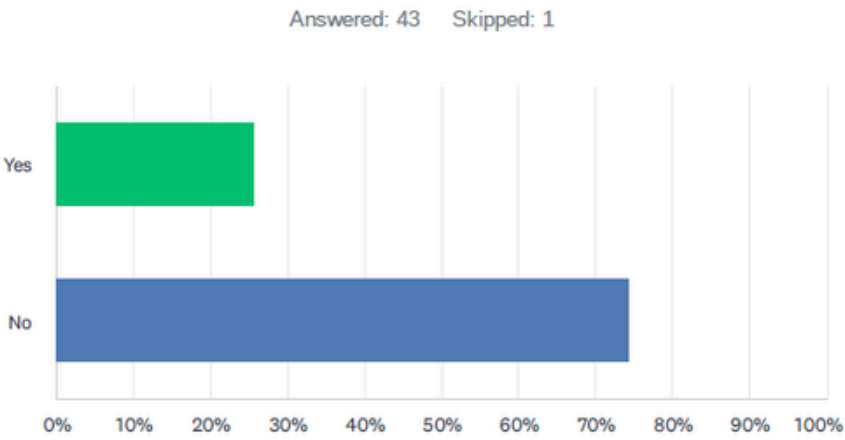
ANSWER CHOICES	RESPONSES
Yes	71.01% 49
Maybe	21.74% 15
No	7.25% 5
TOTAL	69

Save-A-Life Tour: Perry HS

	NEVER	SOMETIMES	REGULARLY	TOTAL	WEIGHTED AVERAGE
Read or send a text message	85.71% 12	7.14% 1	7.14% 1	14	1.21
Take or make calls on cell phone (with or without hands-free)	64.29% 9	35.71% 5	0.00% 0	14	1.36
Read or respond to emails or online postings (facebook, twitter, etc.)	92.86% 13	7.14% 1	0.00% 0	14	1.07
Eat or drink	50.00% 7	35.71% 5	14.29% 2	14	1.64
Talk to passengers	0.00% 0	50.00% 7	50.00% 7	14	2.50
Personal grooming (shaving, applying makeup, fixing hair, etc.)	92.86% 13	7.14% 1	0.00% 0	14	1.07
Wear your seatbelt	0.00% 0	7.14% 1	92.86% 13	14	2.93
Speed	57.14% 8	28.57% 4	14.29% 2	14	1.57
Use your turn signal	0.00% 0	7.14% 1	92.86% 13	14	2.93

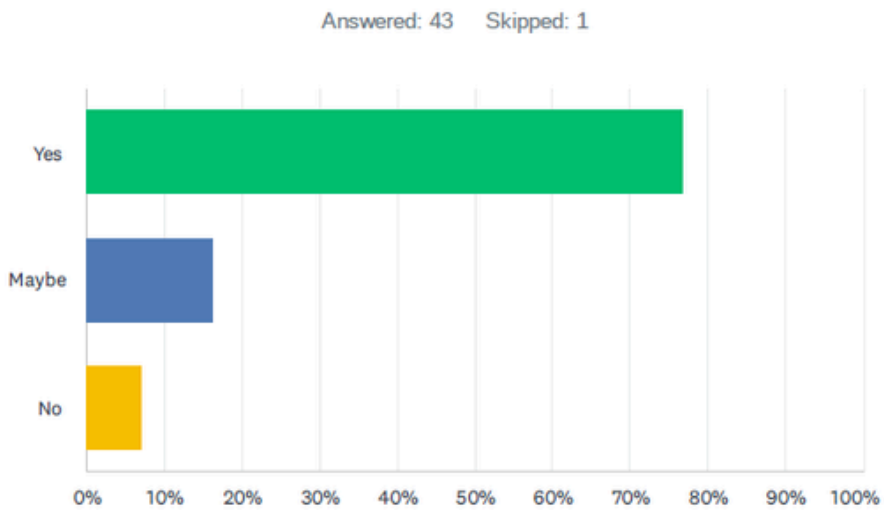
	YES	NO	TOTAL	WEIGHTED AVERAGE
Driven while under the influence of alcohol	0.00% 0	100.00% 14	14	2.00
Driven while under the influence of drugs	0.00% 0	100.00% 14	14	2.00
Driven while drowsy	28.57% 4	71.43% 10	14	1.71

Q7 Have you ever been a passenger in a car with a driver you knew had been drinking or was under the influence of a controlled substance?



ANSWER CHOICES	RESPONSES
Yes	25.58% 11
No	74.42% 32
TOTAL	43

Q8 Would you take the keys from someone who has been drinking or is under the influence of a controlled substance?



ANSWER CHOICES	RESPONSES
Yes	76.74% 33
Maybe	16.28% 7
No	6.98% 3
TOTAL	43

IN THE NEWS...

SAFE COMMUNITY COALITION SOCIAL MEDIA VIDEO – JANUARY 2025

(CREATED WITH HELP FROM BIG BROTHERS BIG SISTERS OF WEST CENTRAL OHIO AND SHAWNEE SCHOOLS)

HOMETOWN STATIONS: FATAL CRASH REPORT FOR 2024 AND SUPER BOWL DRIVE SOBER – FEB. 6, 2025

HOMETOWN STATIONS: SAVE-A-LIFE-TOUR VISITS LIMA SENIOR HS – SPONSORED BY ALLEN CO. SAFE COMMUNITY COALITION/OTSO SAFETY GRANT – MARCH 26, 2025

HOMETOWN STATIONS: SAVE-A-LIFE TOUR VISITS TEMPLE CHRISTIAN SCHOOL – APRIL 28, 2025

HOMETOWN STATIONS: “CLICK IT OR TICKET” CAMPAIGN KICKOFF AT UNOH – MAY 13, 2025

SPRING 2025 LACRPC NEWSLETTER - SAFE COMMUNITY PHOTOS



Thank You!

**to Lima Memorial and
all of our coalition partners.
Our community is better
because of you!**